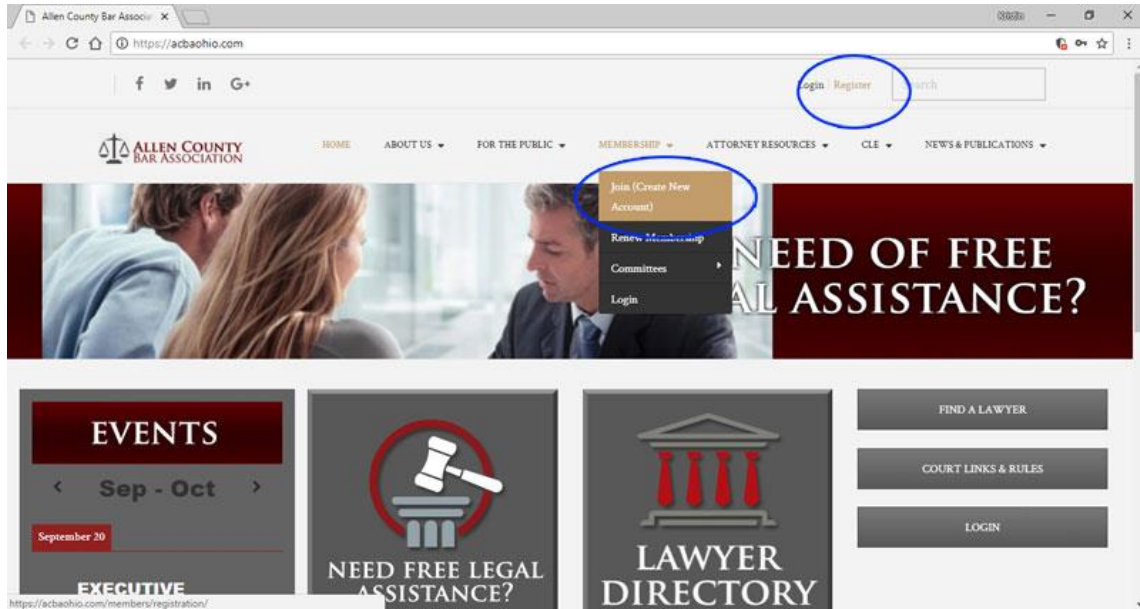


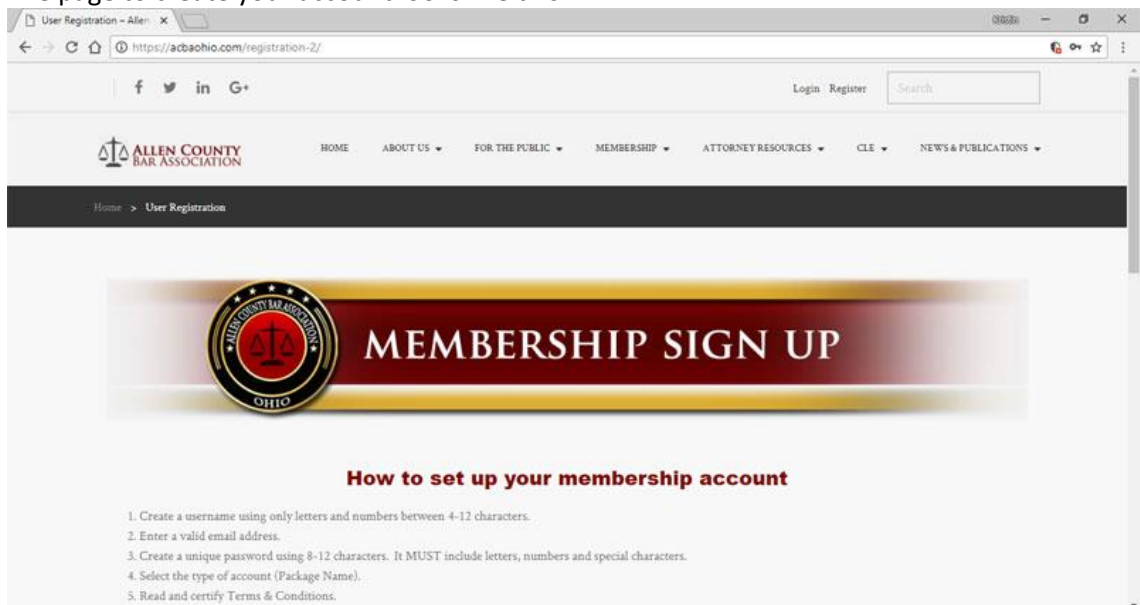
# Registering on the ACBAOhio.com Website

**NOTE:** These directions are written using a laptop/desktop computer. If you go to register on your iPad/Tablet/Phone the screen may look slightly different.

1. Click on either the [Register Link](#) in top right-hand corner OR click on the [Join \(New Membership\)](#) tab under the [Members](#) tab on the menu.



2. The page to create your account looks like this:



3. NOTE: You must create a unique username/password and valid email address. Your username can only be letters and numbers (no special characters) and be between 4-12 characters long. Also, your password must be between 6-12 characters and contain letters, numbers and special characters.

User Registration - Allen x  
https://acbaohio.com/registration-2/

**User Information**

User Name \*   
*The user name has to be an alphanumeric value between 4-12 characters*

Email Address \*   
*Please enter a valid email address*

Password \*   
*The password isn't strong enough*

**Payment Info**

Package Name

4. Once you enter your username, email address, and password you will select your account type. **IF YOU ALREADY HAVE AN ALLEN COUNTY BAR ASSOCIATION MEMBERSHIP please select Current Member.** Read and accept the Terms & Conditions and click the Submit button. NOTE: if your membership requires payment you will be redirected to PayPal to submit payment.

User Registration - Allen x  
https://acbaohio.com/registration-2/

**Payment Info**

Package Name


Amount USD 0

Total USD 0

I have read & accept the [Terms & Conditions](#)

SUBMIT

- From the next screen, click the Complete Membership Application button to send your membership information to our Association.



- Complete and fill out this form so you will have access to the membership areas of the website and be able to set up your profile for the website.

